

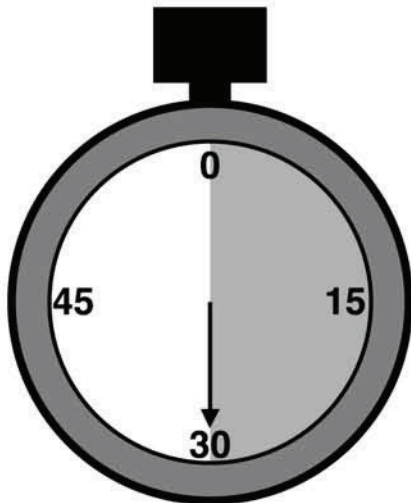
# Critical use instructions



## Two-Component Foam Overview

- quick tack-free time
- cuttable in 5 minutes
- fully cures within 1 hour
- use to fill, seal and insulate
- R-value of 6.2 per inch

## 30 Second Rule




**Change nozzles frequently!** Foam will cure inside the nozzle in the same amount of time that foam becomes tack-free in the air.

**Tack-free time at 75°F (24°C) = 30-45 sec.**

To insure trouble-free operation, change nozzle after 30 seconds of non-use.

**See tips for  
successful  
foam use  
on the back.**



[www.TigerFoam.com](http://www.TigerFoam.com)

Commercial Thermal Solutions, Inc.  
Foam Products Division  
524 Brighton Ave. Suite 9  
Spring Lake, NJ 07762

Phone : 800-664-0063  
Fax : 732-449-8308

International : (001) +1-732-927-2090

# Troubleshooting Guide


Equivalent flow of both A-component and B-component is required with all two-component polyurethane foam systems in order to obtain proper performance, foam curing and optimum yields. If a problem occurs, the cause is typically due to uneven chemical flow that is caused by a blockage of one of the chemicals.




**"ON-RATIO" Foam:**  
fully cures and expands within the time indicated (see tack-free times below).



**"A-RICH" Foam:**  
crunchy, friable, slow or non-curing. Darker brown in color.



**"B-RICH" Foam:**  
softer, white colored foam, with shrinkage. In extreme cases, liquid will run down the wall due to non-curing. This indicates a complete blockage of the A-component.



With the nozzle removed, check that both chemicals flow with equivalent force.



Partial or complete blockage of one chemical port will result in off-ratio foam.

## Nozzle Care and Usage

Apply a small amount of petroleum jelly, which is provided with each kit, to help keep the gun face clean from cured foam or contamination that could block one of the chemical ports.



Foam will cure inside the nozzle in the same amount of time that foam becomes tack-free in the air.

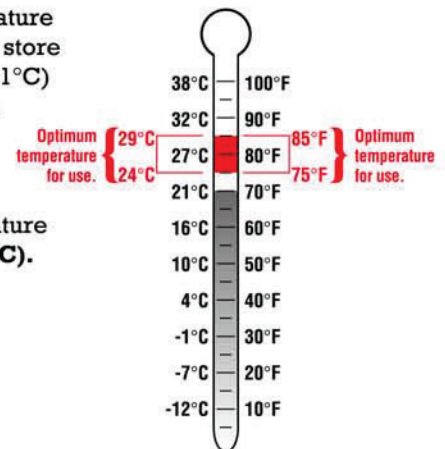
**Tack-free time at 75°F (24°C) = 30-45 sec.**

To insure trouble-free operation, change nozzle after 30 seconds of non-use.

If the dispensing unit becomes clogged, it may need to be replaced. Contact your sales representative, customer service or technical service IMMEDIATELY before proceeding.

## Temperatures and Storage

Chemical temperature is very important, store kits above 70°F (21°C) prior to use. Cold chemical may lead to off-ratio flow. Optimum chemical temperature is 75-85°F (24-29°C).



A-component chemical may eventually harden and clog the hose if stored for too long. Gun is disposable and is not intended for continuous re-use. For best results, dispense liquid from hose at least once a week. Use contents within **30 days** of initial use.



www.TigerFoam.com

Commercial Thermal Solutions, Inc.  
Foam Products Division  
524 Brighton Ave. Suite 9  
Spring Lake, NJ 07762

Phone : 800-664-0063 International : (001) +1-732-927-2090 Fax : 732-449-8308