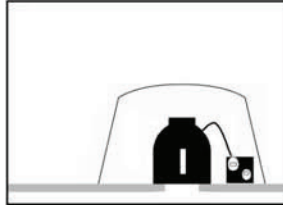


MODEL TC130 RECESSED LIGHT COVER

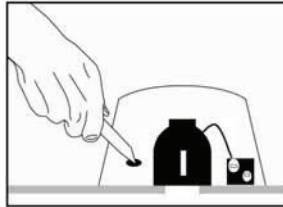
Step 1

Place TENMAT TC-130 cover over the fixture. For optimal performance make sure that the flange of the cover is in contact with the drywall.



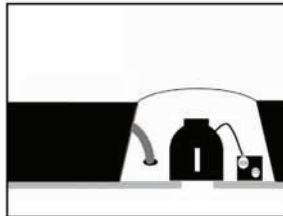
Step 2

If necessary, slit the cover to fit over the hanger bars and the wiring of the fixture.



Step 3

The TENMAT TC-130 Recessed Light Cover is compatible with all kind of insulation, including sprayed foam, mineral wool, fiber glass and blown-in cellulose.



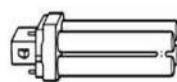
Model Number	Outside Height	Outside Length	Outside Width
TC 130	9"	16"	14 1/2"

FF130E RECESSED LIGHT COVER



MAXIMUM LAMP WATTAGE AND TYPE

USE WITH LAMP TYPES AND WATTAGE AS RECOMMENDED BY THE LIGHT MANUFACTURER OR TENMAT, WHICHEVER IS LOWER, IN ORDER TO AVOID THERMAL OVERLOAD.



Compact Fluorescent Lamps 120V

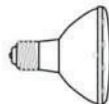
13W

18W

26W

32W

42W



Directional Lamps

65W, BR 30

90W PAR38



Do not use with energy inefficient incandescent light bulbs!



WARNING - USE WITH LAMP TYPES & WATTAGES AS INDICATED ABOVE.

FOLLOW THE LIGHT MANUFACTURER'S RECOMMENDATIONS FOR INSTALLATION WITHIN ENCLOSED SPACES.

NOTICE - FOR USE WITH THERMALLY PROTECTED FIXTURE ONLY. BLINKING LIGHT MAY INDICATE IMPROPER LAMP SIZE.

Manufactured By

Commercial Thermal Solutions, Inc.

524 Brighton Ave, Suite 9
Spring Lake, NJ 07762

Sales and Technical Support:

Toll Free: 800.664.0063 • Fax: 877.415.1185

• International Phone: (001) 1+732.927.2090

• International Fax: (001) 1+732.927.2091

WARNING: BE SURE THE ELECTRICITY TO THE SYSTEM YOU ARE WORKING ON IS TURNED OFF; EITHER THE FUSE REMOVED OR THE CIRCUIT BREAKER SET AT OFF.